




GURU NANAK DEV ENGINEERING COLLEGE, BIDAR, KARNATAKA

VALUE ADDED COURSES

SYLLABUS

Session 2021-2022

Shant
PRINCIPAL
Guru Nanak Dev Engg. College, Bidar



Civil Engineering Department

Dhans

PRINCIPAL

Gurukul Nanak Dev Engg. College, Bider

Communication Skills

Total Duration: 35 Hrs.

Course Objectives:

1. Impart the fundamentals of English as a language.
2. Deal systematically with the four aspects of language i.e. reading, writing, listening and speaking.
3. Facilitate an improved academic performance.
4. Remove fear which is a stumbling block for many in their quest for speaking better.

Course Outcome:

1. Increased ability of kids to overcome anxiety and nervousness when preparing for public speaking
2. Increased confidence in public speaking
3. Ability to make quality speeches/presentations
4. Improved English grammar, tenses and vocabulary and fluency in speaking

Detailed Syllabus:

Unit I - Effective Communication

Concept of Effective Communication, Components of Effective Communication Conviction, confidence & enthusiasm, Type of communication, verbal, Non-Verbal Communication – its importance and Nuances :- Facial Expression, Posture, Gesture, eye contact, Appearance barriers in communication feedback

Unit II – Listening

It's importance, Good and Bad listening, Listening Communication Process, Advantage of listening, How to become a good listener

Unit III – Language for Communication:


Language and Communication; General Principles of Writing; Improving Writing Skills, Essentials of good style, Expressions and words to be avoided; Grammar and Usage

Unit IV – Reading Skills:

Reading Skill; Purpose of Reading; Types of Reading; Techniques for Effective Reading.

Unit V – Employment Communication

Resume: Contents of Good Resume; Guidelines for Writing Resume; Different Types of Resumes; Reason for a Cover Letter to Apply for a Job-Format of Cover Letter; Different Types of Cover Letters, Job Interview: Importance and Factors Involving Job Interview; Characteristics of Job Interview; Job Interview Process; Job Interview Techniques- Manners and etiquettes to be maintained during an interview; Sample Questions Commonly asked During Interview


PRINCIPAL
Guru Nanak Dev Engg. College, Bidar

Reference:

1. Effective Presentation Skills – Robert Dilts, Meta Publication
2. Business Communication Today - Bovee and Thill: Tata McGraw Hill,
3. Presentation Skills 2011 R

Reference Books :

1. Chakraborty, S.K. Human Values for Managers
2. Badi, R.V. and Badi, N.V. Business Ethics, Vrinda Publications
3. Corporate Governance, 2 nd Edition, Mallin, OUP
4. Values and Ethics for Organizations, Chakraborty, OUP
5. Perspectives in Business Ethics, Hartman, Chatterjee R


PRINCIPAL
Guru Nanak Dev Engg. College, Bidar




GURU NANAK DEV ENGINEERING COLLEGE, BIDAR, KARNATAKA

VALUE ADDED COURSES

SYLLABUS

Session 2021-2022

Shan
PRINCIPAL
Guru Nanak Dev Engg. College, Bidar



Civil Engineering Department

Shaw

PRINCIPAL

Guru Nanak Dev Engg. College, GGS Indraprastha

STADD PRO

Total Duration: 36 Hrs.

Course Objectives:

1. To train the students in structural Modeling, Designing and Analysis.
2. This course will help the students to familiarize on the analysis and design of different kinds of structures
3. STAAD.Pro is one of the popular software that is used for analysing & designing structures like – buildings, towers, bridges, industrial, transportation and utility structures

Course Outcome:

1. Student will be able to complete object-oriented instinctive 2D/3D graphic model generation.
2. learn to rectify modeling, load application, and run time errors.
3. To create constants, supports, and sSpecifications.
4. Learn how to interpret the analysed results from Staad Pro & create economic Designs.
5. Students will know to perform code check, member selection, and optimized member selection consisting of analysis/design

About STADDPRO: STAAD.Pro® is one of the most widely-used software for developing and analyzing the designs of various structures, such as petrochemical plants, tunnels, bridges etc. STAAD.Pro® v8i, the latest version, allows civil engineering individuals to analyze structural designs in terms of factors like force, load, displacements etc. It supports all types of various steel, concrete, and timber design codes. Using STAAD Pro, civil engineers can design any type of structure, and later share the synchronized model data amongst the entire design team

Shan
PRINCIPAL
Guru Nanak Dev Engg. College, Bidar

Detailed Syllabus:

UNIT I

Modelling

Introduction to STAAD - Starting a project - Modeling a structure Creating Nodes & Members Geometry wizard - Property definition - Material definition - Support definition - Specifications

UNIT II

Loading

Nodal load - Member loads - Uniform Force and Moment - Concentrated Force and Moment - Linear Varying Load - Trapezoidal Load - Hydrostatic Load - Area load - Floor load

UNIT III

Load definitions

Wind load - Creating Load Combination - Automatic Load Combination - Edit Auto Load Rules - Moving load - Seismic load

UNIT IV

Analysis and Design

Frame Analysis – Truss Analysis – Concrete Design – Steel Design

UNIT V

Project report

Importing CAD Models - Report Setup – Plotting from STAAD.Pro – Final Project

References Book

1. Staad Pro V8i for Beginners by T.S.Sarma
2. Design of R.C.C. Buildings Using Staad Pro V8i by T.S.Sarma
3. STAAD. Pro 2005 Tutorial (with U.S. Design Codes) by Munir M. Ahmad


PRINCIPAL
Guru Nanak Dev Engg. College, Bidar




GURU NANAK DEV ENGINEERING COLLEGE, BIDAR, KARNATAKA

VALUE ADDED COURSES

SYLLABUS

Session 2021-2022

Shaw
PRINCIPAL
Guru Nanak Dev Engg. College, Bidar



Civil Engineering Department

Shawz..
PRINCIPAL
Guru Nanak Dev Engg. College, Bidar

Surveying Using Total Station

Total Duration: 35 Hrs.

Course Description

This course covers the different features of total station, from basic operations till a layout preparation and setting out operations. The students will be introduced to the concept of Electronic distance measurements (EDM) and processing of the data.

Learning objective

The objective of this course is to enable the students to prepare layout of buildings, roads and carry setting out operations.

Detailed Syllabus:

Unit I - INTRODUCTION TO TOTAL STATION

About Total station - components- functions - difference from conventional instruments - Electronic display and data reading - Tripod setting - Bubble setting and Tilt setting - Focussing - optical prism handling.

Unit II – PRELIMINARY OPERATIONS

Creating New Job/File, Station setting, orientation – angle, coordinates - Back Sight, Fore Sight – change point - measuring and storing points

Unit III – APPLICATIONS

Data collect – Missing line measurements - Resection – Set out – Area & Volume – Remote elevation – Road Stake out.

Unit IV – DATA MANAGEMENT

Data manager – Data transfer – Exporting and Importing data – Working with GEOMAX office - File Conversions 4

Unit V – PROJECT REPORT

Preparation of Layout sketches – Buildings and sample road projects.

References Book

1. Advanced Surveying: Total Station, GIS and Remote Sensing by Satish Gopi
2. Surveying & Levelling, 2/E—Subramanian—Oxford University Press
3. Surveying and Levelling Vol. II by T. P. Kanetkar and S. V. Kulkarni Pune Vidyarthi Publication.


PRINCIPAL
Guru Nanak Dev Engg. College, Bidar



GURU NANAK DEV ENGINEERING COLLEGE, BIDAR, KARNATAKA

ADD ON COURSES

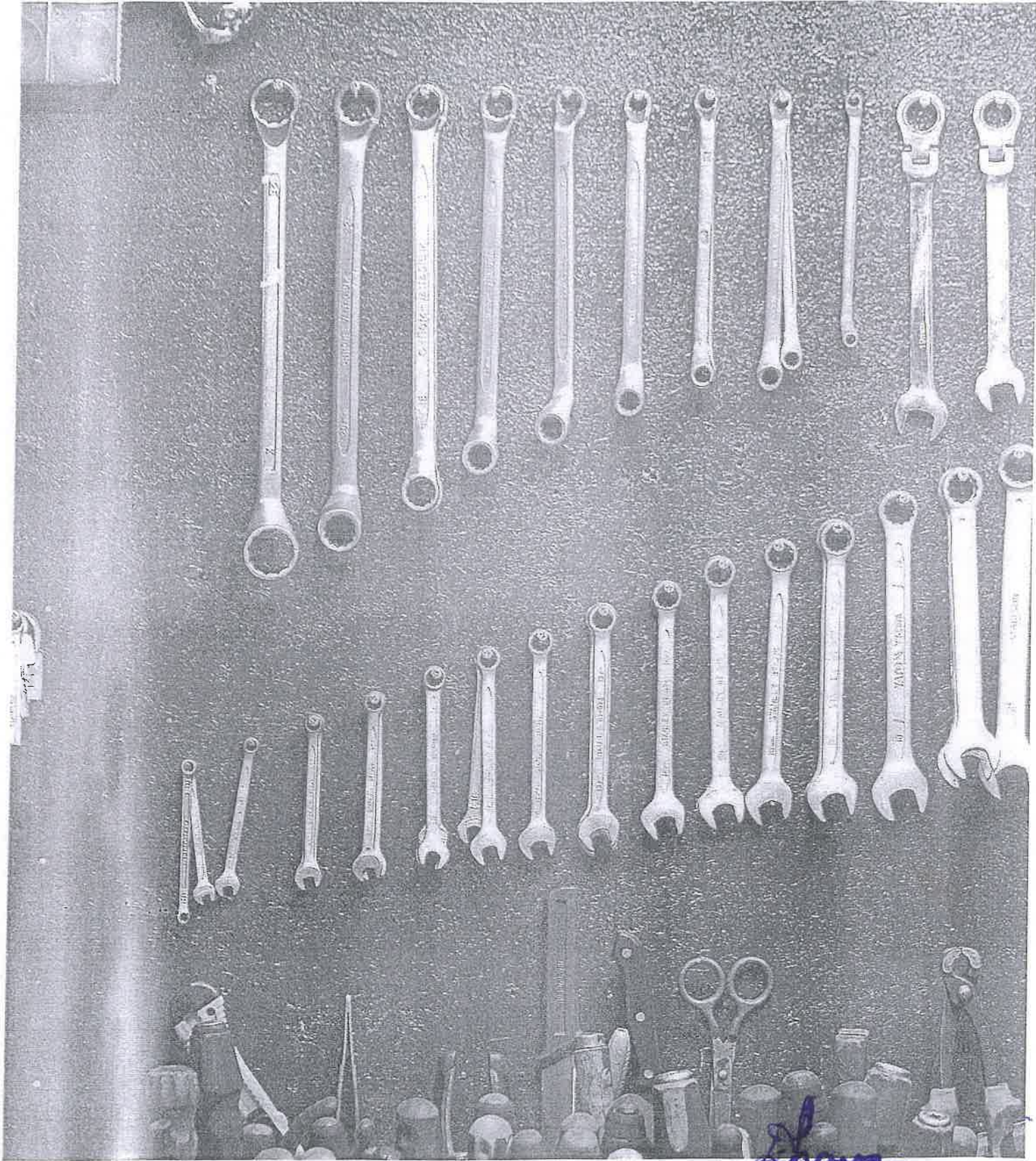
SYLLABUS

Session 2021-2022

PRINCIPAL

Guru Nanak Dev Engg. College, Bidar

DEPARTMENT OF MECHANICAL ENGINEERING



Shauz
PRINCIPAL
Gurunank Dev Engg. College, Bidar

3-D Printing

Total Duration: 30 Hrs.

Course Objectives:

3D Printing is a method of creation that requires computer skills. This course will allow students to discover the potential of 3D printing. This course is an excellent option for anyone who ever wanted to prototype an invention, create a work of art, customize a product

Course Outcomes:

Upon completion of this course, students will be able to:

- Demonstrate knowledge of key historical factors that have shaped manufacturing over the centuries Explain current and emerging 3D printing applications in a variety of industries
- Describe the advantages and limitations of each 3D printing technology
- Evaluate real-life scenarios and recommend the appropriate use of 3D printing technology
- Identify opportunities to apply 3D printing technology for time and cost savings
- Discuss the economic implications of 3D printing including its impact on startup businesses and supply chains
- Design and print objects containing moving parts without assembly

About 3D Printing

Industries and institutions are fast adopting 3D Printing. They employ engineers and designers with 3D printing training as prototype and product engineers. 3D Printing experts are employed in design houses that provide 3D design, 3D computer-aided design (CAD) modeling, biological and scientific modeling.

Detailed Syllabus:

MODULE- I

Introduction to 3D Printing.Types of 3D Printing ,Working Principal of 3D Printer

MODULE-II

Principle Processes-Extrusion, Wire granular Lamination, Photo polymerization, Materials-Paper, plastics,Metals,Ceramic s, Glass , Wood, Fiber, Sand, Biological


PRINCIPAL
Guru Nanak Dev Engg. College, Bidar

tissues Hydrogels, Graphene, Material selection-
Processes, applications, limitations

MODULE-III

Inkjet Technology Printer-Working principles , Positioning systems, Print head, print bed, Frames, Motion control; print head considerations- Continuous Inkjet , Thermal Inkjet, Piezoelectric Drop on Demand

MODULE-IV

Material formulation for jetting: Liquid based fabrication Continuous Multijet Powder based fabrication-color jet

MODULE-V

Industrial Applications; Product Models, manufacturing –Printed electronics, Biopolymers, Packaging, Healthcare , Food , Medical, Biotechnology, Display : Open Source: Future Trends

References Book

1. Functional Design for 3D Printing: Designing Printed Things for Every Usebook – Clifford Smyth
2. 3D concrete Printing Technology: Construction and Building Applications –Jay G Sanjayan Publisher Butterworth Heinemannh
3. 3D Printing Technology, Applications and Selection –Rafiq Noorani



PRINCIPAL

Her Sagar College, Bidar



GURU NANAK DEV ENGINEERING COLLEGE, BIDAR, KARNATAKA

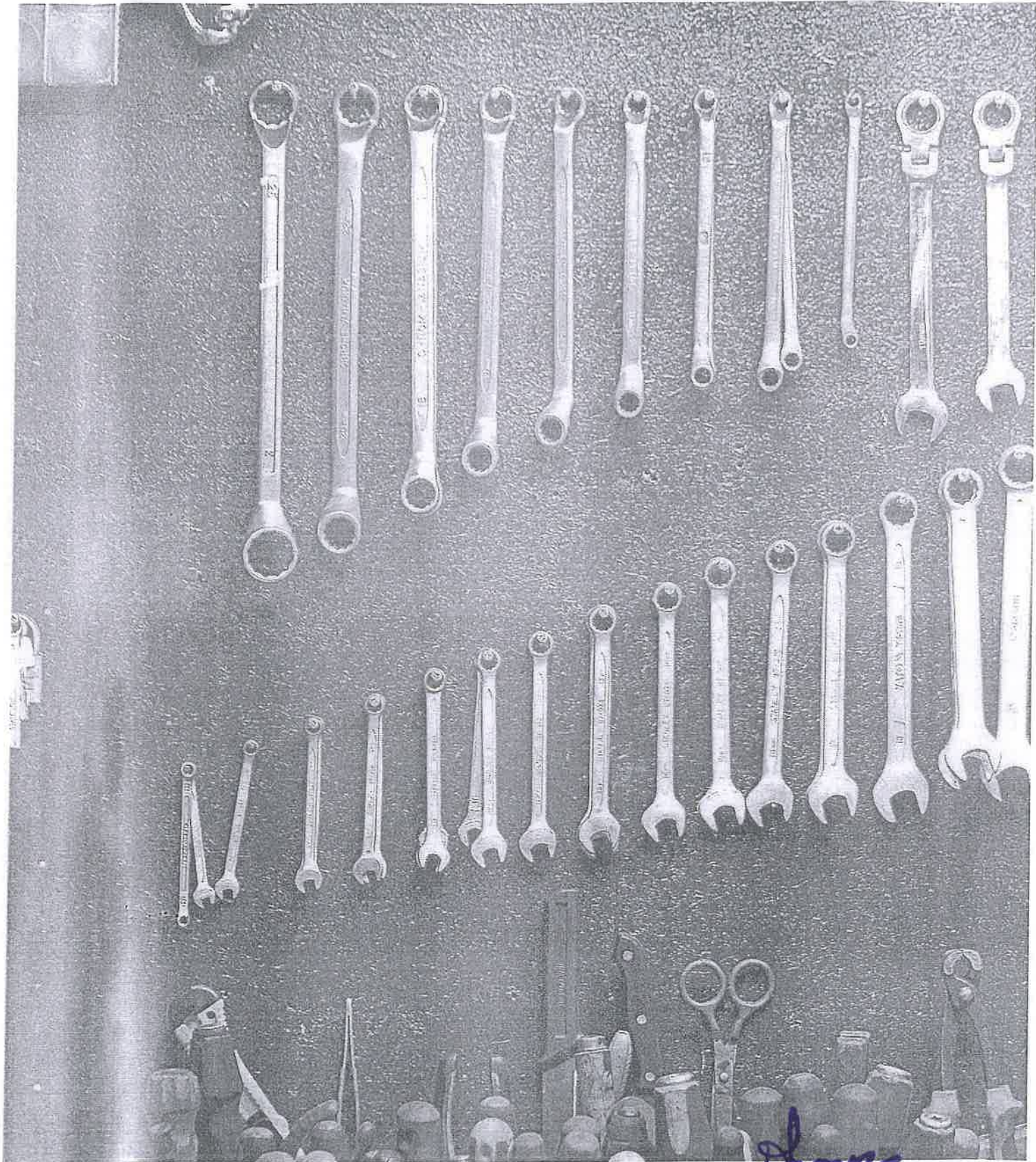
ADD ON COURSES

SYLLABUS

Session 2021-2022

PRINCIPAL
Guru Nanak Dev Engg. College, Bidar

DEPARTMENT OF MECHANICAL ENGINEERING



Shree..

PRINCIPAL

Guru Nanak Dev Engg. College, Bidar

Desktop Publication (DTP)

Total Duration: 30 Hrs.

Course Objectives:

This course provides an opportunity to produce a series of publications suitable for portfolio inclusion. Students will use industry-standard page-layout and graphics software. They will gain a thorough grounding in print production technology and procedures, including how to communicate with other print professionals, estimate costs, and deal with digital output

Course Outcome:

- Acquire and apply the skills to write works of fiction and non-fiction, edit professionally, create digital content, design print and web-based products, develop and manage writing and editing projects
- apply and creatively adapt theoretical and technical knowledge and skills to reflect the needs and expectations of varied readerships and markets

MODULE I:

Introduction to DTP, Introduction to Printing, Types of Printing, Offset Printing, Working of offset Printing, Transparent Printout, Negative & Positives for Plate ware making, Use of DeskTop Publishing in Publications, Importance of D. T. Pin Publication, Advantage of D. T. Pin Publication, Mixing of graphics & Image in a single page production, Laser printers - Use, Types, Advantage of laser printer in publication

MODULE II:

Introduction to adobe PageMaker/In-Design, PageMaker tool box, PageMaker palettes Menus, Icons and dialog box, the control palette, page layout, creating and saving documents, typography, Modifying character attributes, importing graphics, Editing and cropping images, Using the picture palette, The color palette.

MODULE III:

Introduction to Coral Draw graphics, Features of Corel Draw, Corel Draw Interface, Tool Box, Effects, Drawing and Coloring, Creating Basic Shapes, Working with Bitmaps, Applying effects on Bitmaps, Introduction to Text Tool, Artistic and paragraph text, Wrapping Text around Object.

MODULE IV:

Introduction to Basics of Quark express, navigating a QuarkXPress Document, Setting Up the Document, multi-page documents, formatting text, Manipulating Graphics

MODULE V :

Introduction to Photoshop, Understanding Tools & Workspace, Image/Photo Editing- Mixing- Enhancements, Converting Color to b/w and b/w to Color, Shortcuts to work efficiently, Creating Web Graphics.

TEXT & REFERENCE BOOKS:

1. Adobe PAGE MAKER .
2. Prakhar complete course for DTP


PRINCIPAL
Guru Nanak Dev Engg College, Bhatinda



GURU NANAK DEV ENGINEERING COLLEGE, BIDAR, KARNATAKA

ADD ON COURSES

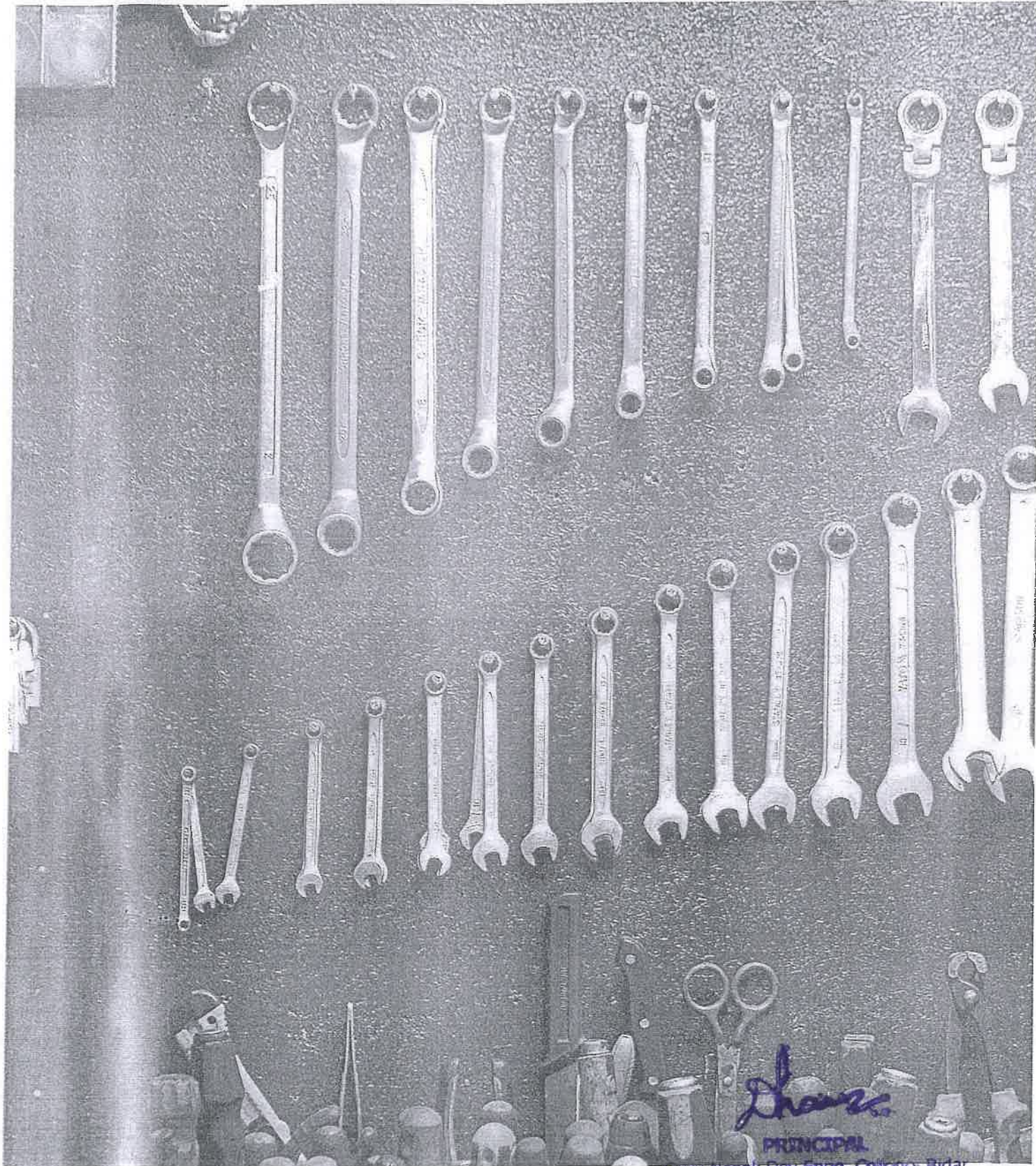
SYLLABUS

Session 2021-2022

PRINCIPAL

Guru Nanak Dev Engg. College, Bidar

DEPARTMENT OF MECHANICAL ENGINEERING



Sharma
PRINCIPAL
Guru Nanak Dev Engg. College, Bidar

ROBOTIC PROGRAMMING

Total Duration: 30hrs

COURSE OBJECTIVES:

To impart knowledge on

- Fundamentals of robot working, programming and integration in a manufacturing process
- Working of robot mechanical, power, measuring and control system, robot kinematics, dynamic, control and programming, Kinematics, path planning and control.
- Visualization on the view of the robotics impact in human future

COURSE OUTCOMES :

Upon completion of the course students will be able to

- Identify the importance of robotics in today and future goods production
- Explore knowledge on basics of robotics programming like VAL, AML
- Perform robot configuration and subsystems
- Analyze the principles of robot programming and handle with typical robot

MODULE I

Fundamentals of robot programming

- Robot – Definition
- Robot Anatomy
- Co-ordinate Systems,
- Pitch, Yaw, Roll, Joint Notations, Speed of Motion, Pay Load
- Robot Parts and Functions
- Need for Robots
- Different Applications

MODULE II

- Introduction to Robo DK
- 3D Mouse Navigation
- Keyboard Shortcuts
- Menu icons
- Robot controls and Simulation

MODULE III

- Robotics
- Computer Vision
- Microworld Simulation
- Introduction to dLife
- ControlCenter
- dLife Examples


PRINCIPAL
Guru Nanak Dev Engg. College, Bidar

MODULE IV

- Vision
- Introduction to Python and Pyro
- Control Paradigms

MODULE V

- Manipulation
- Learning
- Mapping
- Multi-robot communication

WEB REFERENCES:

1. <http://www.robotc.net/>
2. <http://www.toptal.com/robotics/programming-a-robot-an-introductory-tutorial>
3. <http://www.robotmaster.com/en/why-robotmaster>


PRINCIPAL
Guru Nanak Dev Engg. College, Bidar




GURU NANAK DEV ENGINEERING COLLEGE, BIDAR, KARNATAKA

**ADD-ON
COURSES**

SESSION 2021-2022

SYLLABUS




MATLAB

Dhans

PRINCIPAL
Guru Nanak Dev Engg. College, Bidar

MATLAB

ELECTRICAL AND ELECTRONICS ENGINEERING



Matlab Features

Shaw

PRINCIPAL
Guru Nanak Dev Engg. College, Ridsa

MATLAB for Engineers

Total Duration: 30 hrs

Course Objectives:

- MATLAB introduces students to basic MATLAB programming concepts.
- MATLAB is a software package for carrying out numerical computations and analyses.
- It uses blocks of data called matrices (MATLAB stands for matrix laboratory).
- MATLAB is probably the most commonly used scientific and engineering numerical software

About Mat lab:

MATLAB or (Matrix Laboratory) is a high performance fourth generation programming language which is used for technical computing. It provides multi paradigm numerical computing environment and was developed by Math Works. It is used for integrating computation, visualization, and programming so that the programming environment becomes easy to use. The applications of MATLAB are immense. It is a powerful linear algebra tool with a very good collection of toolboxes; therefore it finds applications in research and teaching on domains of robotics and automation.

Course Outcomes:		Knowledge Level, KL
Upon the completion of the course, the student will be able to:		
CO1	Understand fundamental operations in Matlab.	K3
CO2	Perform statistical data analysis, data interpolation by Matlab.	K4
CO3	Solve differentiation equation with Matlab.	K4
CO4	Acquire a reasonable level of competence in designing optimization algorithms, solve linear programming, constrained and unconstrained optimization problems by Matlab.	K4
CO5	Apply Matlab to solve practical engineering problems.	K3



PRINCIPAL
Guru Nanak Dev Engg. College, Bidar

Detailed syllabus:

Topic 1: Introduction to MATLAB, Creating Variables, Some Useful MATLAB Functions, Data Types.

Topic 2: Script Files.

Topic 3: Introduction to Arrays, Graphing.

Topic 4: Good Programming Practices.

Topic 5: Input and Output Statements.

Topic 6: Conditional Statements.

Topic 7: Loops.

Topic 8: Nested Loops.

Topic 9: Arrays.

Topic 10: Array Functions.

Textbooks

- MATLAB: A Practical Introduction to Programming and Problem Solving, 3rd edition, Stormy Attaway, Elsevier

Reference Books:

- Bansal/Goel/Sharma-MATLAB and its Applications in Engineering-Pearson Education India; Second edition (1 March 2016) Peter I. Kattan
- MATLAB For Beginners: A Gentle Approach
- Gander, Walter-Learning MATLAB A Problem Solving Approach
- Lipsman, R.L. (et al.) -Multivariable Calculus with MATLAB®
- Quarteroni, Alfio, Saleri, Fausto, Gervasio, Paola-Scientific Computing with MATLAB and Octave- Springer



PRINCIPAL
Guru Nanak Dev Engg. College, Bidar



GURU NANAK DEV ENGINEERING COLLEGE, BIDAR, KARNATAKA

**ADD-ON
COURSES**

SESSION 2021-2022

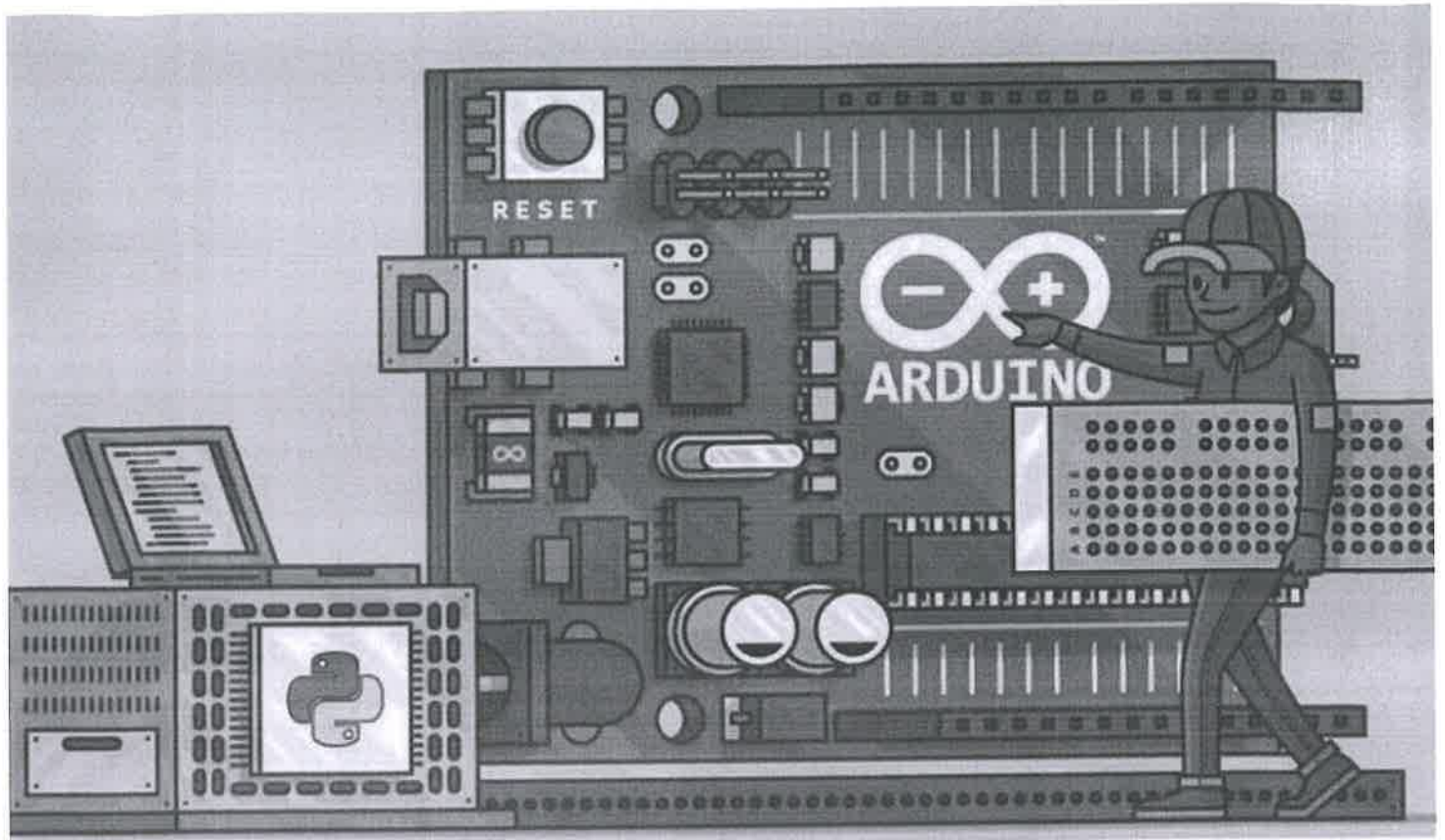
SYLLABUS



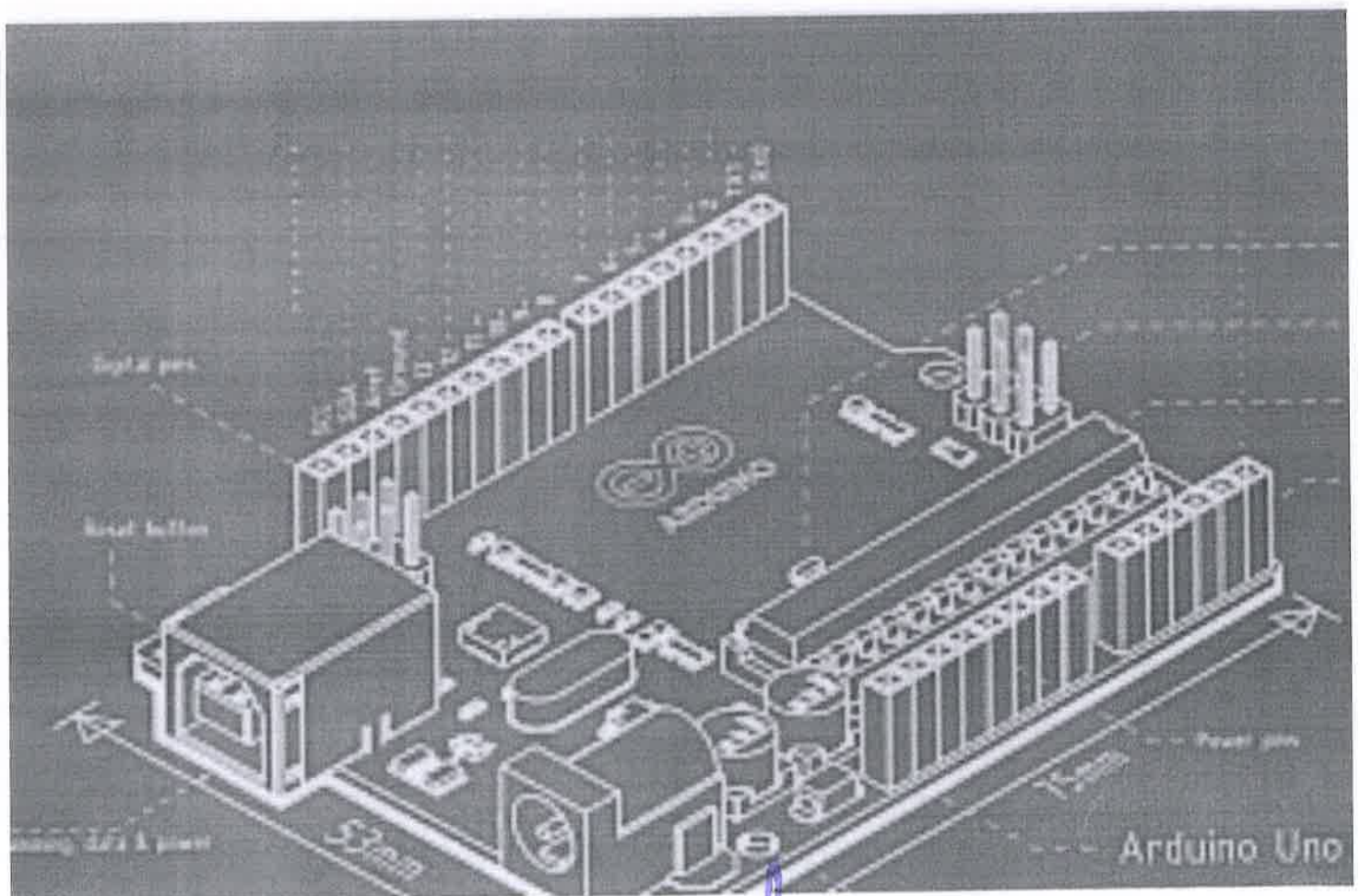
Dhans

PRINCIPAL

Guru Nanak Dev Engg. College, Bidar



ELECTRICAL AND ELECTRONICS ENGINEERING



Sharma

PRINCIPAL

Guru Nanak Dev Engg. College, Bidar

ARDUINO Programming

Total Duration: 30 hrs

Course Objectives:

To impart knowledge on

- Relation between python and ARDUINO programming for developing applications.
- The working of python ARDUINO prototyping and networking.

About ARDUINO:

Arduino is an open-source platform that is a combination of hardware and software. Arduino is easily accessible - even for those who don't know much about electronics. Arduino boards are simple a type of microcontroller. They are able to read inputs from the sensors and turn those inputs into output.

Course Outcomes:		Knowledge Level, KL
Upon the completion of the course, the student will be able to:		
CO1	Understand the basics of Arduino.	K3
CO2	Develop simple programs using ARDUINO IDE.	K4
CO3	Create programs and interfacing ARDUINO with FIRMATA protocol.	K4
CO4	Design GUI for different applications.	K4
CO5	Develop web application using python.	K4



PRINCIPAL

Guru Nanak Dev Engg. College, Bidar

Detailed syllabus:

UNIT I GETTING STARTED WITH PYTHON AND ARDUINO

Introduction to Python-Installing Python and Setup tools -The fundamentals of Python programming-Introduction to Arduino-Getting Started with the Arduino IDE-Introduction to Arduino programming

UNIT II WORKING WITH FIRMATA PROTOCOL AND THE PYSERIAL LIBRARY

Connecting the Arduino board- Introducing the Firmata protocol- Getting started with pySerial-Bridging pySerial and Firmata- Motion-triggered LEDs- Using a standalone Arduino sketch- Using Python and Firmata

UNIT III PYTHON-ARDUINO PROTOTYPING

Prototyping- Working with pyFirmata methods- Prototyping templates using Firmata- Prototyping with the I2C protocol

UNIT IV WORKING WITH THE PYTHON GUI

Learning Tinker for GUI design- Your first Python GUI program- Widgets- Storing and plotting Arduino data - Working with files in Python- Getting started with matplotlib-Plotting real-time Arduino data

UNIT V INTRODUCTION TO ARDUINO NETWORKING

Arduino and the computer networking- Developing web applications using Python- RESTful web applications with Arduino and Python- MQTT – A lightweight messaging protocol

WEB REFERENCES:

- <http://www-01.ibm.com/software/data/infosphere/hadoop/what-is-big-data-analytics.html>
- https://education.emc.com/guest/campaign/data_science.aspx
- <https://www.thoughtworks.com/big-data-analytics> 4.
- <http://birtanalytics.actuate.com/what-is-big-data-analytics>



PRINCIPAL

Guru Nanak Dev Engineering College, Bidar



GURU NANAK DEV ENGINEERING COLLEGE, BIDAR, KARNATAKA


ADD-ON COURSES

SESSION 2021-2022

SYLLABUS



Java



Shauz

PRINCIPAL
Guru Nanak Dev Engg. College, Bidar



ELECTRICAL AND ELECTRONICS ENGINEERING



JAVA Programming

Total Duration: 30 hrs

Course Objectives:

To impart knowledge on

- The principles and practice of object oriented analysis and design in the construction of robust, maintainable programs which satisfy the requirements given
- Competence to design, write, compile, test and execute straightforward programs using a high level language;
- Have an awareness of the need for a professional approach to design and the importance of good documentation to the finished programs.
- To be able to implement, compile, test and run Java programs comprising more than one class, to address a particular software problem.

About JAVA:

Java is a general-purpose, class-based, object-oriented programming language designed for having lesser implementation dependencies. Java is a programming language and a platform. Java is a high level, robust, object-oriented and secure programming language. Java was developed by Sun Microsystems. Java is fast, secure, and reliable. Therefore, it is widely used for developing Java applications in laptops, data centers, game consoles, scientific supercomputers, cell phones, etc.

Course Outcomes:		Knowledge Level, KL
Upon the completion of the course, the student will be able to:		
CO1	Understand various types of selection constructs in a Java program.	K3
CO2	Use built-in classes found in the Java API	K4
CO3	Create Java programs that leverage the object-oriented features of the Java language.	K4
CO4	Apply error-handling techniques using exception handling.	K4
CO5	Provide solution to a given set of requirements using threads, multithreading and synchronization.	K3



Dr. Gurpreet Singh
Guru Nanak Dev Engineering College
Batala

Detailed syllabus:

MODULE 1: Java Fundamentals

Introduction to Java – Features of java – JVM – API document – Naming conventions and Data types - Data types in java – Operators

MODULE 2: Declarations, Initializations and Scoping

Accepting Input from the keyboard – Reading Input with Scanner class- Arrays – Single Dimensional Array – Two dimensional Array – Jagged arrays – Strings- String Buffer and String Builder class- Access specifier

MODULE 3: Flow Control

If else statement- do while loop – for loop – Nested for loops – for each loops – switch statement – break statement- continue statement – return statement

MODULE 4: Object Oriented Concepts

Classes and objects – Methods in java – Relationship between objects – Inheritance – Polymorphism- Type casting – Abstract Classes – Interfaces – Packages

MODULE 5: API Contents

Java 3D- Java Advanced Imaging – Java Mail – Java Message Service – Java Media Framework –Java Naming and Directory Interface – Java OpenGL

MODULE 6: Exceptions, Generics and Collections


Errors in java Program – Exception handling mechanism – throw clause- Types of Exceptions -Generic classes – Collection objects – Sets – Lists – Queues – Maps – Stack class- HashSet class –ArrayList class – Vector class – StringTokenizer class – Calendar class- Date class

MODULE 7: Threads

Single tasking – Multi tasking – Uses of threads – Thread class methods – Deadlock of threads –thread Communication – Thread priorities – Thread group – Daemon threads – Application of threads.

WEB REFERENCES:

- http://www3.ntu.edu.sg/home/ehchua/programming/java/j2_basics.html
- <http://beginnersbook.com/java-tutorial-for-beginners-with-examples/>



PRINCIPAL

Guru Mukt Dev Engg. College, Bidar






**GURU NANAK DEV ENGINEERING
COLLEGE, BIDAR, KARNATAKA**

**VALUE ADDED
COURSES**

SYLLABUS

Session 2021-2022

[Signature]
PRINCIPAL
Guru Nanak Dev Engg. College, Bidar



Electronics and Communication Engineering


PRINCIPAL
Guru Nanak Dev Engg. College, Bidar

MATLAB Programming

Total Duration: 36 Hrs.

Pre-requisites of course: C Programming. Basics of Engineering Mathematics, No prior knowledge of Matlab is required. Basic computer literacy is expected.

Course Objectives:

1. To Impart the Knowledge to the students with MATLAB software. [This enhances programming knowledge in Research and Development].
2. To provide a working introduction to the Matlab technical computing environment. [Themes of data analysis, visualization, and programming].
3. To introduce students to the use of a high-level programming language, Matlab. [Scientific problem solving with applications and examples from Engineering].

About Matlab: MATLAB or (Matrix Laboratory) is a high performance fourth generation programming language which is used for technical computing. It provides multi paradigm numerical computing environment and was developed by Math Works. It is used for integrating computation, visualization, and programming so that the programming environment becomes easy to use. The applications of MATLAB are immense. It is a powerful linear algebra tool with a very good collection of toolboxes; therefore it finds applications in research and teaching on domains of robotics and automation.

Course Outcomes:		Knowledge Level, KL
Upon the completion of the course, the student will be able to:		
CO1	Understand the basics of Matlab	K3
CO2	Break a complex task up into smaller, simpler tasks	K4
CO3	Case Study (Any two Modules)	K4
CO4	Tabulate results and Analyse	K4
CO5	Bridge the skill gaps and will be ready for industry.	K4

KL-Bloom's Knowledge Level (K1, K2, K3, K4, K5.K6)

K₁-Remember K₂- Understand K₃-Apply K₄- Analyze K₅- Evaluate K₆- Create

Dhanu
PRINCIPAL
Guru Nanak Dev Engg. College, Bidar

Detailed Syllabus:

UNIT-I

Basics of Matlab and MATLAB Compiler:

The Matlab user interface, working with Matlab data types. Creating matrices and arrays. Operators and control statements. Using scripts and functions. Data import and export. Using the graphical features

UNIT-II

Programming with simple examples:

UNIT -III

Discussion of Toolboxes with Applications:

Signal Processing Image Acquisition toolbox Image Processing, Neural Network, Fuzzy Logic Toolbox

UNIT-IV

Simulink and Hardware Interfacing (Using Kits: Lego. Raspberry Pi. Mind storms etc.)

UNIT V

Introduction to Simulink

Introduction. Getting Simulink. Creating and Simulating a Simulink Model. Simulink Solution of Differential Equation Solvers, Keystrokes or Mouse Action for Handling Blocks and lines. Assigning Variables. Observing Variables during Simulation, Storing/Saving Data, Linking Script File/M-file with Model File. Data Import. Export Creating and Masking Subsystems. Solution Using Laplace transform Approach. Simulation of Non Linear System Equivalent circuit

Assessment:

1. Every student has to give periodic tests consisting of Programming tasks and Objective Questions.
2. At the end of the Course each student will give a presentation on a topic covered in the course.

Companies Using Matlab

Companies ranging from automotive, banking, and software implement the MATLAB software. The lists of companies in automotive sector using the MATLAB Software are:

- VOLVO
- Jaguar
- Mercedes
- BMW

A company Front the software sector includes:

- Adobe Photoshop

All the banking companies which involve c- unches of calculations such as Citi-Bank, HDFC do implement concepts indirectly.

References Book

1. MATLAB Manuals and Handbooks.
2. Duane Hanselman, Bruce Lake Field “**Mastering MATAB-7**”, Pearson Education India.


PRINCIPAL
Guru Nanak Dev Engg. College, Bidar



GURU NANAK DEV ENGINEERING COLLEGE, BIDAR, KARNATAKA


ADD-ON COURSES

SYLLABUS

Session 2021-2022

PRINCIPAL

Guru Nanak Dev Engg. College, Bidar



Electronics and Communication Engineering

Dr. Anand
PRINCIPAL

Guru Nanak Dev Engg. College

ROBOTICS PROGRAMMING

Total Duration: 31hrs

COURSE OBJECTIVES:

To impart knowledge on Fundamentals of robot working, programming and integration in a manufacturing process

- Working of robot mechanical, power, measuring and control system, robot kinematics, dynamic, control and programming, Kinematics, path planning and control.
- Visualization on the view of the robotics impact in human future

COURSE OUTCOMES:

Upon completion of the course students will be able to

- Identify the importance of robotics in today and future goods production
- Explore knowledge on basics of robotics programming like VAL, AML
- Perform robot configuration and subsystems
- Analyze the principles of robot programming and handle with typical robot

MODULE I

Fundamentals of robot programming

- Robot – Definition
- Robot Anatomy
- Co-ordinate Systems,
- Pitch, Yaw, Roll, Joint Notations, Speed of Motion, Pay Load
- Robot Parts and Functions
- Need for Robots
- Different Applications

MODULE II

- Introduction to Robo DK
- 3D Mouse Navigation
- Keyboard Shortcuts
- Menu icons
- Robot controls and Simulation

MODULE III

- Robotics
- Computer Vision
- Microworld Simulation
- Introduction to dLife
- ControlCenter
- dLife Examples

MODULE IV

- Vision
- Introduction to Python and Pyro
- Control Paradigms
- Manipulation
- Learning
- Mapping
- Multi-robot communication



PRINCIPAL

Guru Nanak Dev Engg.

Bidar

• WEB REFERENCES:

1. <http://www.robotc.net/>
2. <http://www.toptal.com/robotics/programming-a-robot-an-introductory-tutorial>
3. <http://www.robotmaster.com/en/why-robotmaster>



PRINCIPAL

Guru Nanak Dev Engg. College, Bidar






**GURU NANAK DEV ENGINEERING
COLLEGE, BIDAR, KARNATAKA**

**VALUE ADDED
COURSES**

SYLLABUS

Session 2021-2022

Dhanu..
PRINCIPAL
Guru Nanak Dev Engg. College, Bidar



Electronics and Communication Engineering

Shan
PRINCIPAL
J. J. Somaiya Institute of Technology & Science
Gurgaon, Haryana

DRONE Programming

Total Duration: 30 Hrs.

Pre-requisites of course: C Programming, Basics of Engineering Mathematics, No prior knowledge of Matlab is required. Basic computer literacy is expected.

Course Objectives:

To impart knowledge on

1. Introduction to the fundamentals of DRONE programming
2. Developing a graphical application using DRONE SDK

About Matlab: MATLAB or (Matrix Laboratory) is a high performance fourth generation programming language which is used for technical computing. It provides multi paradigm numerical computing environment and was developed by Math Works. It is used for integrating computation, visualization, and programming so that the programming environment becomes easy to use. The applications of MATLAB are immense. It is a powerful linear algebra tool with a very good collection of toolboxes; therefore it finds applications in research and teaching on domains of robotics and automation.

Course Outcomes:		Knowledge Level, KL
Upon the completion of the course, the student will be able to:		
CO1	Develop simple programs in AR.DRONE.	K6
CO2	Construct models using OpenCV with AR.DRONE	K6
CO3	Create animations with OpenCV and AR.DRONE	K6
CO4	Develop simple programs in AR.DRONE.	K6
CO5	Construct models using OpenCV with AR.DRONE	K6

KL-Bloom's Knowledge Level (K1, K2, K3, K4, K5.K6)

K₁-Remember K₂ - Understand K₃-Apply K₄.- Analyze K₅.- Evaluate K₆.- Create


PRINCIPAL
Guru Nanak Dev Engg. College, Bidar

Detailed Syllabus:

UNIT-I

INTRODUCTION TO THE AR.DRONE SDK

What is the AR.Drone?, The SDK, SDK structure, Building the examples

UNIT-II

CREATING AN AR.DRONE GRAPHICAL APPLICATION

The AR.Drone Tool, Creating the user interface, Creating the GUI thread, Displaying the camera images

UNIT -III

SWITCHING CAMERA WITH THE AR.DRONE SDK

Changing the camera, The cb parameter, Handling the different resolutions

UNIT-IV

USE OPENCV WITH THE AR.DRONE SDK

Compiling the AR.Drone SDK with OpenCV, Creating an OpenCV image from the drone's image, Vertical camera handling, Converting OpenCV images to GdkPixbuf

UNIT V

CREATE A VIDEO WITH THE AR.DRONE AND CONTROL THE AR.DRONE LEDS

OpenCV code, Handling different frame rates, The different animations, Understanding the led_animation.h file

WEB REFERENCES:

1. <http://gauth.fr/2011/09/introduction-to-the-ar-drone-sdk/>
2. <http://www.robotappstore.com/Knowledge-Base/Programming-ARDrone/101.html>
3. <http://flyver.co/guide-how-to-start-programming-your-drone/>


PRINCIPAL
Guru Nanak Dev Engg. College, Bidar



**GURU NANAK DEV ENGINEERING COLLEGE, BIDAR,
KARNATAKA**

ADD-ON COURSES

SYLLABUS

Session 2021-2022

Shaw
PRINCIPAL
Guru Nanak Dev Engg. College, Bidar

Sarvgyan

COMPUTER SCIENCE & ENGINEERING

PRINCIPAL
Guru Nanak Dev Engg. College, Bidar

Python Programming

SubCode:GNCSPP321

Total Duration: 30Hrs.

Pre-requisites of course: C Programming, Basics of Engineering Mathematics, No prior knowledge of Python is required. Basic computer literacy is expected.

Course Objectives:

- To understand why Python is a useful scripting language for developers.
- To learn how to design and program Python applications.
- To learn how to use lists, tuples, and dictionaries in Python programs.
- To learn how to learn and use python libraries for developing application.

About Python:

- Python is an interpreted, object-oriented, high-level programming language with dynamic semantics. Its high-level built in data structures, combined with dynamic typing and dynamic binding, make it very attractive for Rapid Application Development, as well as for use as a scripting or glue language to connect existing components together. Python's simple, easy to learn syntax emphasizes readability and therefore reduces the cost of program maintenance. Python supports modules and packages, which encourages program modularity and code reuse. The Python interpreter and the extensive standard library are available in source or binary form without charge for all major platforms, and can be freely distributed.
- Often, programmers fall in love with Python because of the increased productivity it provides. Since there is no compilation step, the edit-test-debug cycle is incredibly fast. Debugging Python programs is easy: a bug or bad input will never cause a segmentation fault. Instead, when the interpreter discovers an error, it raises an exception. When the program doesn't catch the exception, the interpreter prints a stack trace. A source level debugger allows inspection of local and global variables, evaluation of arbitrary expressions, setting breakpoints, stepping through the code a line at a time, and so on. The debugger is written in Python itself, testifying to Python's introspective power. On the other hand, often the quickest way to debug a program is to add a few print statements to the source: the fast edit-test-debug cycle makes this simple approach very effective.
- See also some comparisons between Python and other languages.


PRINCIPAL
Ganak Dev Engg. College, Bidar

Course Outcomes:		Knowledge Level, KL
Upon the completion of the course, the student will be able to:		
CO1	Understand the basics of Python	K2
CO2	To learn how to write loops and decision statements in Python.	K3
CO3	Identify the methods to create and manipulate lists	K3
CO4	To learn how to design and program Python applications using libraries	K4

KL-Bloom's Knowledge Level (K1, K2, K3, K4, K5.K6)

K₁-Remember K₂- Understand K₃-Apply K₄- Analyze K₅- Evaluate K₆- Create

Outline of the Course:

Sr. No	Title of the Unit	Minimum Hours
1	Python Basics	5
2	Flow Control	5
3	Functions	5
4	List	5
5	Dictionaries and Structuring Data:	5
6	Introduction to Python Libraries	5

Total hours : 30

Shan
PRINCIPAL
 Guru Manak Dev Engg. College, Bidar

Detailed Syllabus:

UNIT-I

Python Basics: Entering Expressions into the Interactive Shell, The Integer, Floating-Point, and String Data Types, String Concatenation and Replication, Storing Values in Variables, Your First Program, Dissecting Your Program,

UNIT-II

Flow control: Boolean Values, Comparison Operators, Boolean Operators, Mixing Boolean and Comparison Operators, Elements of Flow Control, Program Execution, Flow Control Statements, Importing Modules, Ending a Program Early with sys.exit()

UNIT -III

Functions: def Statements with Parameters, Return Values and return Statements, The None Value, Keyword Arguments and print(), Local and Global Scope, The global Statement, Exception Handling, A Short Program: Guess the Number

UNIT-IV

Lists: The List Data Type, Working with Lists, Augmented Assignment Operators, Methods, Example Program: Magic 8 Ball with a List, List-like Types: Strings and Tuples, References,

UNIT V

Dictionaries and Structuring Data: The Dictionary Data Type, Pretty Printing, Using Data Structures to Model Real-World Things,

UNIT VI

Introduction to Python Libraries: Numpy, Pandas, Matplotlib, Seaborn

Assessment:

After completion of one-week session comprising 30 hours, an MCQ based certification test of 2 hours will be conducted, students satisfying in the test will be provided a certificate signed by Head of the department and course in charge

Companies Using Python

Companies ranging from automotive, banking, and software implement the MATLAB software. The lists of companies in automotive sector using the Python Software are:

- Industrial Light and Magic
- Google
- Facebook
- Instagram
- Spotify
- Quora
- Netflix
- Dropbox
- Reddit

A company Front the software sector includes:

- Adobe Photoshop

All the banking companies which involve c-unches of calculations such as Citi-Bank etc. do implement concepts indirectly.

Shan
PRINCIPAL
Guru Nanak Dev Engg. College, Bidar

Text Books:

1. Al Sweigart, "Automate the Boring Stuff with Python", 1st Edition, No Starch Press, 2015. (Available under CC-BY-NC-SA license at <https://automatetheboringstuff.com/>) (Chapters 1 to 18)
2. Allen B. Downey, "Think Python: How to Think Like a Computer Scientist", 2nd Edition, Green Tea Press, 2015. (Available under CC-BY-NC license at <http://greenteapress.com/thinkpython2/thinkpython2.pdf>) (Chapters 13, 15, 16, 17, 18) (Download pdf/html files from the above links)

Reference Books:

1. Gowrishankar S, Veena A, "Introduction to Python Programming", 1st Edition, CRC Press/Taylor & Francis, 2018. ISBN-13: 978-0815394372
2. Jake VanderPlas, "Python Data Science Handbook: Essential Tools for Working with Data", 1st Edition, O'Reilly Media, 2016. ISBN-13: 978-1491912058
3. Charles Dierbach, "Introduction to Computer Science Using Python", 1st Edition, Wiley India Pvt Ltd, 2015. ISBN-13: 978-8126556014
4. Wesley J Chun, "Core Python Applications Programming", 3rd Edition, Pearson Education India, 2015. ISBN-13: 978-9332555365


PRINCIPAL
Guru Nanak Dev Engg. College, Bidar



GURU NANAK DEV ENGINEERING COLLEGE, BIDAR, KARNATAKA

ADD-ON COURSES

SYLLABUS

Session 2021-2022

Shaw..
PRINCIPAL
Guru Nanak Dev Engg. College, Bidar

Sarvagyan

COMPUTER SCIENCE & ENGINEERING

Shankar
PRINCIPAL
Guru Nanak Dev Engg. College, Jalandhar

Internet Of Things (IoT)

Total Duration: 36 hrs

Pre-requisites of course:

Basic knowledge of computer programming, basic knowledge of electronics, understanding of networking protocols, knowledge of data structures and algorithms, familiarity with cloud computing, mathematics and statistics.

Course Objectives:

1. To impart knowledge to students on IoT (Internet of Things) technology. This will help to enhance their understanding of the field, which is becoming increasingly important in research and development.
2. To provide students with a working introduction to the IoT technical environment. This includes themes of sensor technology, data communication protocols, cloud computing, and data analytics. Students will be able to design and develop IoT networks and understand how to collect and analyze data from IoT devices.
3. To introduce students to the use of a high-level programming language in the context of IoT. Students will learn how to write software to control IoT devices and interpret the data they produce. This will enable them to solve scientific problems with applications and examples from engineering, and to apply this knowledge in real-world scenarios.

About IOT

IoT (Internet of Things) is a multidisciplinary field that involves hardware and software engineering, networking, data analytics, and other related areas. IoT (Internet of Things) is a rapidly growing field that encompasses a wide range of technologies and devices. Three popular platforms for building IoT applications are Arduino, NodeMCU, and Raspberry Pi. Each of these platforms has its own unique characteristics and strengths that make it well-suited for different IoT applications.

Arduino is a popular open-source platform that is used to build electronic projects. It is a microcontroller-based platform that is designed to be easy to use, with a large community of developers who share their projects and code online. It is particularly well-suited for projects that require low power consumption, such as sensor networks or remote control systems.

NodeMCU is another open-source platform that is based on the ESP8266 microcontroller. It includes integrated Wi-Fi functionality, which makes it ideal for IoT applications that require wireless connectivity. It is particularly well-suited for cloud-based IoT applications, as it can easily connect to cloud platforms like AWS IoT or Google Cloud IoT.

Raspberry Pi is a single-board computer that is widely used in IoT applications. It is a versatile platform that can run a full-fledged operating system like Linux, which makes it ideal for applications that require more processing power than



PRINCIPAL

Guru Nanak Dev Engg. College, Bidar

microcontroller-based platforms like Arduino or NodeMCU. It is particularly well-suited for applications that require complex data processing, such as image recognition or machine learning.

While Arduino is best suited for low power consumption projects, NodeMCU excels in wireless connectivity, and Raspberry Pi is well-suited for complex data processing applications. Understanding the strengths and limitations of each platform is crucial when selecting the right platform for a given IoT project.

Course Outcomes:		Knowledge Level, KL
Upon the completion of the course, the student will be able to:		
CO1	Understanding: Students should be able to explain how IoT works, including the architecture, components, and communication protocols involved. They should also be able to identify the advantages and limitations of IoT and its impact on society and the economy.	K2
CO2	Applying: Students should be able to design and implement an IoT system using various hardware components, such as sensors, actuators, and microcontrollers. They should also be able to program these components using appropriate programming languages and tools.	K3
CO3	Analyzing: Students should be able to analyze the data generated by an IoT system using various data analytics techniques, such as data visualization, machine learning, and statistical analysis. They should also be able to identify the patterns and trends in the data and draw insights from them.	K4
CO4	Evaluating: Students should be able to evaluate the performance and effectiveness of an IoT system based on various criteria, such as reliability, scalability, security, and energy efficiency. They should also be able to identify the potential risks and challenges associated with IoT and propose solutions to mitigate them.	K5
CO5	Creating: Students should be able to design and develop innovative IoT applications that solve real-world problems and meet specific user needs. They should also be able to collaborate with other team members and stakeholders to develop a comprehensive IoT solution from concept to deployment.	K6

KL-Bloom's Knowledge Level (K1, K2, K3, K4, K5, K6)

K1-Remember K2- Understand K3-Apply K4.- Analyze K5.- Evaluate K6.- Create

Shaw
PRINCIPAL
Guru Nanak Dev Engg. College, Bidar

Detailed Syllabus

Module 1: Introduction to IoT and Microcontrollers

Topics:

- Overview of IoT and its applications
- Introduction to microcontrollers and their use in IoT
- Overview of Arduino, NodeMCU, and Raspberry Pi platforms
- Basics of programming with C/C++

Module 2: Sensors and Actuators

Topics:

- Overview of sensors and their use in IoT
- Introduction to common sensor types (e.g. temperature, humidity, motion)
- Introduction to actuators (e.g. motors, servos, relays)
- Programming sensors and actuators with Arduino, NodeMCU, and Raspberry Pi

Module 3: Wireless Communication

Topics:

- Overview of wireless communication protocols used in IoT (e.g. Wi-Fi, Bluetooth, Zigbee)
- Setting up Wi-Fi and Bluetooth on Arduino, NodeMCU, and Raspberry Pi
- Programming wireless communication with Arduino, NodeMCU, and Raspberry Pi
- Overview of cloud-based IoT platforms

Module 4: Data Analytics and Visualization

Topics:

- Overview of data analytics and visualization in IoT
- Introduction to data analytics techniques and algorithms
- Overview of data visualization tools and libraries (e.g. Matplotlib, Bokeh)
- Collecting and analyzing sensor data with Arduino, NodeMCU, and Raspberry Pi

Module 5: IoT Security and Ethics

Topics:

- Overview of IoT security threats and vulnerabilities
- Best practices for securing IoT systems
- Overview of ethical considerations in IoT design and implementation
- Case studies of ethical issues in IoT


PRINCIPAL
Guru Nanak Dev Engg. College, Bidar

Reference Books:

1. "Getting Started with Arduino" by Massimo Banzi
2. "NodeMCU ESP8266: Getting Started with MicroPython" by Agus Kurniawan
3. "Raspberry Pi Cookbook: Software and Hardware Problems and Solutions" by Simon Monk
4. "Practical Internet of Things Security" by Brian Russell
5. "Internet of Things: A Hands-On Approach" by Arshdeep Bahga and Vijay Madisetti
6. "The Ethics of Invention: Technology and the Human Future" by Sheila Jasanoff

Assessment:

After completion of one-week session comprising 30 hours, an MCQ based certification test of 2 hours will be conducted, students satisfying in the test will be provided a certificate signed by Head of the department and course in charge.


PRINCIPAL
Guru Nanak Dev Engg. College, Bidar




GURU NANAK DEV ENGINEERING COLLEGE, BIDAR, KARNATAKA


ADD ON COURSES

SYLLABUS

Session 2021-2022


PRINCIPAL
Guru Nanak Dev Engg. College, Bidar

Sarvagyan



COMPUTER SCIENCE & ENGINEERING

PRINCIPAL
Guru Nanak Dev Engg. College, Bikaner

DOTNET

SubCode: GNCSDNET721

Total Duration: 30Hrs.

Pre-requisites of course: C Programming, Basics of Engineering Mathematics. CSS,HTML
Basic computer literacy is expected.

Course Objectives:

- Build applications on Visual Studio .NET platform by understanding the syntax and semantics of C#
- Demonstrate Object Oriented Programming concepts in C# programming language
- Design custom interfaces for applications and leverage the available built-in interfaces in building complex applications.
- Illustrate the use of generics and collections in C# • Compose queries to query in-memory data and define own operator behaviour

About .Net:

- .NET is an open-source platform for building desktop, web, and mobile applications that can run natively on any operating system. The .NET system includes tools, libraries, and languages that support modern, scalable, and high-performance software development. An active developer community maintains and supports the .NET platform.

In simple terms, the .NET platform is a software that can do these tasks:

- Translate .NET programming language code into instructions that a computing device can process.
- Provide utilities for efficient software development. For example, it can find the current time or print text on the screen.
- Define a set of data types to store information like text, numbers, and dates on the computer


PRINCIPAL
Guru Nanak Dev Engg. College, Bidar

Course Outcomes:		Knowledge Level, KL
Upon the completion of the course, the student will be able to:		
CO1	Demonstrate OOPS Concepts in C#	K2
CO2	Build Simple Applications on VS.NET Platform by understanding the syntax and semantics of C#.	K3
CO3	Design Custom interfaces for applications.	K3
CO4	Illustrate the use of generics and collections in C#.	K4

KL-Bloom's Knowledge Level (K1, K2, K3, K4, K5.K6)

K₁-Remember K₂- Understand K₃-Apply K₄- Analyze K₅.- Evaluate K₆.- Create

Outline of the Course:

Sr. No	Title of the Unit	Minimum Hours
1	Introducing Microsoft Visual C#	6
2	Understanding the C# object model:	6
3	Understanding parameter arrays	6
4	Defining Extensible Types with C#	6
5	Enumerating Collections	6

Total hours : 30

Sharma
PRINCIPAL
 Guru Nanak Dev Engg. College, Bidar

Detailed Syllabus:

Module-I

Welcome to C#, working with variables, operators and expressions, writing methods and applying scope, Using decision statements, Using compound assignment and iteration statements, Managing errors and exceptions

Module -II

Creating and Managing classes and objects, understanding values and references, creating value types with enumerations and structures, Using arrays

Module -III

Understanding parameter arrays, working with inheritance, creating interfaces and defining abstract classes, Using garbage collection and resource management

Module -IV

Implementing properties to access fields, using indexers, introducing generics, Using collections

Module-V

Enumerating Collections, decoupling application logic and handling events, querying in-memory data by using query expressions, Operator overloading

Assessment:

After completion of one-week session comprising 30 hours, an MCQ based certification test of 2 hours will be conducted, students satisfying in the test will be provided a certificate signed by Head of the department and course in charge

Companies Using DOTNET

Companies ranging from automotive, banking, and software implement the DOTNET software. The lists of companies in automotive sector using the DOTNET Software are:

- Industrial Light and Magic
- Google
- Facebook
- Instagram
- Spotify
- Quora
- Netflix
- Dropbox
- Reddit

Text Books:

1. John Sharp, Microsoft Visual C# Step by Step, 8th Edition, PHI Learning Pvt. Ltd. 2016

Reference Books:

1. Andrew Troelsen, "Prof C# 5.0 and the .NET 4.5 Framework", 6th Edition, Apress and Dreamtech Press, 2012.


PRINCIPAL
Guru Nanak Dev Engg. College, Bidar




GURU NANAK DEV ENGINEERING COLLEGE BIDAR, KARNATAKA

ADD-ON COURSES

SYLLABUS

Session 2021-22



VISUAL BASIC 6.0 (GNECVB21)

PRINCIPAL

Guru Nanak Dev Engg. College, Bidar

VISUAL BASIC

Module 1:

Introduction: Need of visual languages, Integrated development environment (IDE), advantage of Visual Basic, characteristics and features of Visual Basic – IDE, Projects, user interface, objects oriented, visual development and event-driven programming, forms/graphic controls, data processing, sharing with windows and Internet applications. 6 Hrs

Module 2:

Visual Basic programming and tools: An introduction to Visual Basic programming, simple program construction, statements, input/outputs, comments, editor, subroutines, controls flow statements, objects and variants. 6Hrs

Module 3:

Designing user interface – elements of user interface, understanding forms, menus and toolbars, designing menus and toolbars, building dynamic forms, drag and drop operations, working with menus, customizing the toolbars. 6 Hrs

Module 4:

Controls – textbox, combo box, scroll bar and slider control operations, generating timed events, drawing with Visual Basic using graphics controls, coordinate systems and graphic methods, manipulating colors and pixels with Visual Basic, working with ActiveX controls. 6 Hrs

Module 5:

Menus: Creating a menu system, Creating and accessing pop-up menu, Modifying menus at runtime, adding menu items at run-time, data access methods, creating, reading and writing text files, data controls, creating queries. Report generation. 6 Hrs



PRINCIPAL

Guru Nanak Dev Engg. College, Bidar

VISUAL BASIC

Reference Books:

1. David Schneider, Introduction to Programming using Visual Basic, PHI.
2. Mohammed Azam, Programming with Visual Basic 6.0, Vikas Publications.
3. Dietel & Dietel, Visual Basic Programming, Pearson Education.
4. David I. Schneider, An Introduction To Programming Using Visual Basic .Net®, PHI.
5. C Muthu, Visual Basic.Net, Tata Mc Graw Hill Year of Publication.



PRINCIPAL

Guru Nanak Dev Engg. College, Bidar

VISUAL BASIC

COURSE OBJECTIVES:

- Understand the basics of Programming
- Understand functional hierarchical code generation.
- Understand the usage of characters, string, integers and special symbols in programming.
- Understand loops and decision making statements in order to solve problems.
- Understand arrays and implementation of various operations on arrays.
- Understand the use of functions and pointer in programming.
- Understand the use of structure & union.
- Understand file operations and implement file operation in C programming for a set of problems.


COURSE OUTCOMES (CO):

After completion of the course, a student will be able to

COURSE OUTCOME (CO)	DESCRIPTION
CO1	Identify the need and use of programming in real world environment.
CO2	Improve the understanding of using data types, variables and arithmetic operations in programming.
CO3	Understand the concept of functions and pointer. In addition, resolve real world problems using functions and pointers.
CO4	Understand Array and String concepts and implement array and string using functions and pointers.
CO5	Exercise user defined data types including structure and union.

CO-PO MAPPING:

PO CO	PO											
	PO1	PO2	PO3	PO4	PO5	PO6	PO7	PO8	PO9	PO10	PO11	PO12
CO1	3	1				1		1				
CO2		2	1	1	1							
CO3	1	3	2	2		2	1	2				
CO4	1	2	2	1	1		1					
CO5		2	2	1	1	3	1	1				



PRINCIPAL

Guru Nanak Dev Engg. College, Bidar




GURU NANAK DEV ENGINEERING COLLEGE BIDAR, KARNATAKA

ADD-ON COURSES

SYLLABUS

Session 2021-22



INTRODUCTION TO DOT NET FRAMEWORK FOR APPLICATION DEVELOPMENT (GNEC521)


PRINCIPAL
Guru Nanak Dev Engg. College, Bidar

INTRODUCTION TO DOT NET FRAMEWORK FOR APPLICATION DEVELOPMENT

Total Duration: 30hrs

Module-1

Introducing Microsoft Visual C# and Microsoft Visual Studio 2015: Welcome to C#, Working with variables, operators and expressions, Writing methods and applying scope, Using decision statements, Using compound assignment and iteration statements, Managing errors and exceptions

Module-2

Understanding the C# object model: Creating and Managing classes and objects, Understanding values and references, Creating value types with enumerations and structures, Using arrays.

Module-3

Understanding parameter arrays, Working with inheritance, Creating interfaces and defining abstract classes, Using garbage collection and resource management

Module-4

Defining Extensible Types with C#: Implementing properties to access fields, Using indexers, Introducing generics, Using collections

Module-5

Enumerating Collections, Decoupling application logic and handling events, Querying inmemory data by using query expressions, Operator overloading

Text Books:

1. John Sharp, Microsoft Visual C# Step by Step, 8th Edition, PHI Learning Pvt. Ltd. 2016

Reference books:

1. Christian Nagel, "C# 6 and .NET Core 1.0", 1st Edition, Wiley India Pvt Ltd, 2016.
Andrew Stellman and Jennifer Greene, "Head First C#", 3rd Edition, O'Reilly Publications, 2013.

2. Mark Michaelis, "Essential C# 6.0", 5th Edition, Pearson Education India, 2016.

3. Andrew Troelsen, "Prof C# 5.0 and the .NET 4.5 Framework", 6th Edition, Apress and Dreamtech Press, 2012



PRINCIPAL
Poly Engg. College, Bidar

Course Objectives:

- Inspect Visual Studio programming environment and toolset designed to build applications for
- Microsoft Windows Understand Object Oriented Programming concepts in C# programming language.
- Interpret Interfaces and define custom interfaces for application.
- Build custom collections and generics in C#
- Construct events and query data using query expressions

Course Outcomes:

- Understand the Microsoft .NET Framework and ASP.NET page structure .Design web application with variety of controls
- Access the data using inbuilt data access tools.
- Use Microsoft ADO.NET to access data in web Application
- Configure and deploy Web Application.Develop secured web application



PRINCIPAL

Guru Nanak Dev Engg. College, Bidar




GURU NANAK DEV ENGINEERING COLLEGE BIDAR, KARNATAKA

ADD-ON COURSES

SYLLABUS

Session 2021-2022



SYSTEMS APPLICATIONS & PRODUCTS (SAP)

PRINCIPAL
Guru Nanak Dev Engg. College, Bidar

SYSTEMS APPLICATIONS & PRODUCTS (SAP) Total Duration: 30hrs	
Module-1	
SAP Overview: Introduction to ERP And SAP, History of SAP, Organization, Technology, Implementation Tools (Asap and Solution Manager),System Landscape, Roles And Responsibilities of a Consultant, Types of Projects, Change Transport System	
Module-2	
FINANCIAL ACCOUNTING: Overview of Organizational Elements in Accounting, Organizational Units,Define and Assign Organizational Units for Finance: Ex: – Country, Regions,,Company, Company Codes, Business Areas, Functional Areas, etc., Variant Principle,Fiscal Year and Posting Periods,Field Status Variants,Document types and NumberRanges,Posting Keys,Define Tolerance for GL Accounts and Employees,Global Parameters	
Module-3	
General Ledger: Master Data Overview, Chart of Accounts, Types of Chart of Accounts, Define and Assign Chart of Accounts, Define Account Groups and Screen Layout for GL Accounts, Define Retained Earnings Account, Creations of GL Accounts Master Records, Postings, Display GL Account Balances and Document.	
Module-4	
Currencies: Maintain Exchange Rates Maintain Table, Define Translation Ratios for Currency, Define Accounts for Exchange Rate Differences, Posting with Foreign Currency Define Methods for Foreign Currency Valuation, Prepare Automatic Posting for foreign currency valuation, Revaluation of foreign currency balances Taxes: Tax on Sales & Purchases, With Holding Tax (TDS), Country India Version (CIN)	
Module-5	
Currencies: Parking Document, Holding Document, Reference Document, Recurring Document, Sample Document, Account Assignment Model, Fast Data Entry Bank Accounting: Define House Banks with Bank Accounts, Creation of check number ranges for check lot Define void reason codes, Issue of a check, Manual payment, Cancellation of issue check with reason codes, Check register	
Reference books:	
1.SAP ERP Financial Accounting And Controlling Configuration and Use Management 1st Edition, Kindle Edition by Andrew Okungbowa 2. Materials Management with SAP ERP: Functionality and Technical Configuration, SAP Press; Fourth edition by Martin Murray & Jawad Akhtar,	



PRINCIPAL
Guru Nanak Dev Engg. College, Bidar

Course Objectives:

- The aim of the course is to strengthen the capabilities of individuals and institutions involved in the SAP process.
- The SAP course will provide the necessary skills, information and approaches required to develop a SAP.
- Creates a centralized system for businesses that enables every department to access and share common data to create a better work environment for every employee in the company.
- SAPs are created with the stated goal of reducing the borrowing country's fiscal imbalances in the short and medium term or in order to adjust the economy to long-term growth.

Course Outcomes:

- The program enables individuals to stay up-to-date and relevant by becoming skilled in the latest SAP technologies and solutions.
- Certification provides personal and company recognition, and supports career progression from proficiency to mastery.
- Provides one to handle software presented by SAP towards better work process and data management in organizations.



PRINCIPAL

Guru Nanak Dev Engg. College, Bidar



**GURU NANAK DEV ENGINEERING
COLLEGE, BIDAR, KARNATAKA**


**ADD-ON
COURSES**

SYLLABUS

Session 2021-2022

PRINCIPAL

Guru Nanak Dev Engg. College, Bidar



Personality Development

Total Duration: 30Hrs.

Course Objectives:

The course aims to

1. cause a basic awareness about the significance of soft skills in professional and inter-personal communications
2. facilitate an all-round development of personality. Hard or technical skills help securing a basic position in one's life and career.

About Personality Development:

This course covers various dimensions and importance of effective personality. It helps understand personality traits and formation and vital contribution in the world of business. Also the course makes the students aware about the various dynamics of personality development.

The course aims to cause a basic awareness about the significance of soft skills in professional and inter-personal communications and facilitate an all-round development of personality. Hard or technical skills help securing a basic position in one's life and career. But only soft skills can ensure a person retain it, climb further, reach a pinnacle, achieve excellence, and derive fulfillment and supreme joy. Soft skills comprise pleasant and appealing personality traits as self-confidence, positive attitude, emotional intelligence, social grace, flexibility, friendliness and effective communication skills..

Course Outcomes:		Knowledge Level, KL
Upon the completion of the course, the student will be able to:		
CO1	Understand various dimensions and importance of effective personality.	K2
CO2	Aware about the various dynamics of personality development.	K2
CO3	Understand the significance of soft skills in all-round development of personality	K2

KL-Bloom's Knowledge Level (K1, K2, K3, K4, K5, K6)

K₁-Remember K₂- Understand K₃-Apply K₄- Analyze K₅- Evaluate K₆- Create

PRINCIPAL

College, Ridar

Detailed Syllabus:

UNIT-I

- Define Personality, Determinants of Personality Development
- Perception – Definition, Perceptual Process.
- Factors of Association – Relationship, Personality Traits, Developing Effective Habits, Emotional Intelligence

UNIT-II

- Motivation, Introspection, Self-Assessment,
- Self-Appraisal & Self-development, Sigmund Freud Id, Ego & Super Ego. ,
- Self Esteem and Maslow, Self Esteem & Erik Erikson,
- Mind Mapping, Competency Mapping & 360 Degree

UNIT -III

- Assessment Types of Personalities – Introvert, Extrovert & Ambivert person, Effective Communication & Its key aspects.
- Assertiveness, Decision making skills,
- Conflict: Process & Resolution, Leadership & Qualities of Successful Leader

UNIT-IV

- Interpersonal Relationship, Personality – Spiritual journey beyond management of change
- Good manners & Etiquettes, Effective Speech
- Understanding Body language, projective positive body language

UNIT V

- Attitude - Concept -Significance
- Factors affecting attitudes
- Positive attitude Advantages, Negative attitude Disadvantages , Ways to develop positive attitude, Carl Jung 's contribution to personality development theory.

UNIT VI

- Stress Management: Introduction, Causes, stress management techniques,
- Time management: Importance of time management, Techniques of time management Time management styles

Assessment:

At the end of the Course each student will give a presentation on a topic covered in the course.


PRINCIPAL
Guru Nanak Dev Engg. College, Bidar



References Book

1. **Seven Habits Of Highly Effective People** – Stephen Covey
2. **You Can Win** – Shiv Khera
3. **Personality** - Dr. Priya, Assistant Professor, IMS, University of Lucknow
4. **Developing management skills-** David A. Whetten Brigham Young University, Kim S. Cameron University of Michiga
5. **BUSINESS COMMUNICATION** - Dr. B. Varadharajan Professor and Head Department of Commerce Annamalai University Chidambaram.
6. **nterpersonal Relationship and Personality Development** on the Main Character in R.J Palacio's Wonder Novel Eka Margianti Sagimin and Linda Nurarsita Damayanti



PRINCIPAL

Guru Nanak Dev Engg. College, Bidar





**GURU NANAK DEV ENGINEERING
COLLEGE, BIDAR, KARNATAKA**

**VALUE ADDED
COURSES**

SYLLABUS

Session 2021-2022

PRINCIPAL

Guru Nanak Dev Engg. College Bidar

A black and white photograph of a hand typing on a laptop keyboard. Overlaid on the image is a network diagram consisting of several circular nodes, some containing silhouettes of people, connected by lines. The background is dark and slightly blurred.

Department of MBA

Dhans

PRINCIPAL

Guru Nanak Dev Engg. College, Bidar

COMPUTER PROFICIENCY (GNMBA117)

Total Duration: 30 Hrs

Objective of the Course:

1. The course is designed to aim at imparting a basic level appreciation programme for the common man. After completing the course the incumbent is able to use the computer for basic purposes of preparing his personnel/business letters, viewing information on internet (the web), sending mails etc.
2. This allows a common man or housewife to be also a part of computer users list.
3. This would also aid the PC penetration program.
4. This helps the small business communities, housewives to maintain their small account using the computers and enjoy in the world of Information Technology.

Course Outcomes:		Knowledge Level, KL
Upon the completion of the course, the student will be able to:		
CO1	understanding of computer hardware and software	K3
CO2	Demonstrate problem-solving skills	K4
CO3	Apply logical skills to programming in a variety of languages	K4
CO4	Utilize web technologies	K4
CO5	Demonstrate basic understanding of network principles	K4
Course Outcomes:		Knowledge Level, KL
Upon the completion of the course, the student will be able to:		
CO1	Understand the basics of Matlab	K3
CO2	Break a complex task up into smaller, simpler tasks	K4
CO3	Case Study (Any two Modules)	K4
CO4	Tabulate results and Analyse	K4
CO5	Bridge the skill gaps and will be ready for industry.	K4

KL-Bloom's Knowledge Level (K1, K2, K3, K4, K5, K6)

K₁-Remember K₂ - Understand K₃-Apply K₄- Analyze K₅- Evaluate K₆- Create

Assessment:

1. Every student has to give periodic tests consisting of computer proficiency tasks and Objective Questions.
2. At the end of the Course each student will give a presentation on a topic covered in the course.



PRINCIPAL

Guru Nanak Dev Engineering College, Bidar

Detailed Syllabus:

Detail syllabus

UNIT-I

Knowing computer: Introduction, Concept of hardware and software, Components of computer system, Bringing computer to life, Concept of computing, data and information.

UNIT-II

MS-Office: MS-Word (Word Processing Software), MS-Excel (Spreadsheet Software), MS-PowerPoint (Presentation Software), MS-Access (Database Management Software), MS-Outlook (E-mail Client)

UNIT -III

Understanding word processing: Introduction, Word processing basics, Opening and closing documents, Table manipulation, Formatting the text, Text creation and manipulation.

Using spread sheet: Introduction, Elements of electronic spread sheet, Formulas and function, Manipulation of cells.

UNIT-IV

Communication using the internet: Introduction, Internet, Basics of computer networks

WWW and Web browser: Introduction, Understanding URL, World Wide Web (WWW), Surfing the web, Web browsing soft wares, Search engines,

UNIT V

Communication and collaboration: Basic of e-mail, Document collaboration, Using e-mails

Antivirus technique: Introduction, Virus, Program/File infector virus or parasitic virus, Antivirus software, Data Backup and Recovery Tools Recovery tools, Hacker and Cracker.

References Book

1. Computer Fundamentals 1St Edition 2017 by RS Salaria, Khanna Publishing House
2. Computer Awareness Kindle Edition by Arihant Experts, arihant publication



PRINCIPAL

Guru Nanak Dev Engg. College, Bidar



**GURU NANAK DEV ENGINEERING
COLLEGE, BIDAR, KARNATAKA**


**ADD-ON
COURSES**

SYLLABUS

Session 2021-2022

PRINCIPAL

Guru Nanak Dev Engg. College, Bidar



DEPARTMENT OF MBA

Shawz

PRINCIPAL

Guru Nanak Dev Engg. College, Bidar

INTRODUCTION OF SPSS FOR DATA ANALYSIS

Total Duration: 30 Hrs.

Pre requisites of course : Basic computer literacy is expected, MS word and Excel and prior knowledge of basic statistics is required

Course objectives

- 1) To impart the knowledge to the students with SPSS version 25 software
- 2) To provide a working introduction to the SPSS Software
- 3) To introduce students to the use of various statistical tools like graphs, charts, descriptive statistics, ANOVA, Chi square test, Correlation, regression etc. (applying statistical tools for analyzing data from management point of view).

About SPSS

SPSS is a Windows based program that can be used to perform data entry and analysis and to create tables and graphs. SPSS is capable of handling large amounts of data and can perform all of the analyses covered in the text and much more. SPSS is commonly used in the Social Sciences and in the business world. IBM SPSS Statistics is a fast and powerful solution that propose research analysis in numerous industries. SPSS Statistics is used in education, market, research, healthcare, government and retail throughout the entire analytics process from planning and data collection to analysis, and deployment.

In market research, there is growing pressure to deliver actionable insights to client who want to make informed business decision quickly and expect detailed strategic report within aggressive timelines. SPSS software helps in exploring relationships in data to predict outcomes.

Course outcomes

After the completion of the course the students will be able to

- 1) Understand the basics of IBM SPSS Software
- 2) Understand data files and reading excel data and text file
- 3) To demonstrate the data by applying descriptive statistics, chart, graphs
- 4) Demonstrate the data by applying, correlation, regression, chi-square test & Anova
- 5) To demonstrate the ability to evaluate and interpret the data analysis results.

Detailed Syllabus:

About SPSS software : SPSS is a Windows based program that can be used to perform data entry and analysis and to create tables and graphs. SPSS is capable of handling large amounts of data and can perform all of the analyses covered in the text and much more. SPSS is commonly used in the Social Sciences and in the business world

Module 1: Introduction

05 hrs

Learn about SPSS install and open SPSS, review layout of SPSS become familiar with Menus and Icons, exit SPSS

Module 2: Reading Data

05 hrs

Basic structure of IBM SPSS statistics data files, reading data file, reading excel data, reading data from database and text file..



PRINCIPAL

Guru Nanak Dev Engg. College, Bidar

Module 3: Descriptive statistics**10 hrs**

Descriptive statistics: Mean, sum, standard deviation, variance, range, Anova(Analysis of Variance) correlation, tables and charts, Regression, Running Analysis.

Module 4: Creating and editing charts.**06 hrs**

Creating and editing charts, charts builder gallery, defining variables and statistics and adding text .

Module 5: Working with output**04hrs**

Pasting results in word,excel and PowerPoint, exporting result to PDF.

References Book

- 1) *Darren George and Paul Mallery's SPSS for Windows Step by Step – A Simple Guide and Reference 18.0 UPDATE – Eleventh Edition, published by Pearson Education,*
- 2) *arthur griffith-SPSS For Dummies –A Refernce for the Rest of Us*

**PRINCIPAL**

Guru Nanak Dev Engg. College, Bidar